

All Crescent and Ellipse structures consist of 1.25" aluminum frame with pillow-cased fabric.

All rentals available in white.

For purchases, color to be chosen from standard Pink Décor Swatch Card, or custom printed.

Fabrics for all Crescents and Ellipses are flame retardant and meet NFPA 701 small scale; class A.

Small Ellipses are comprised of two Small Crescents, one left and one right; the same is true for Large Ellipses using Large Crescents.

All Crescents require 3 sandbags or weights.

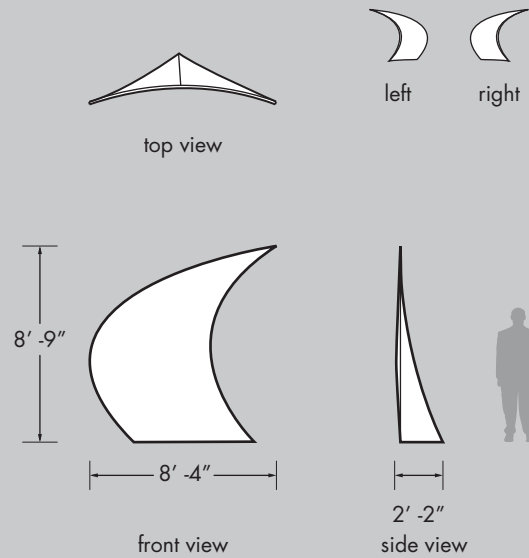
All Ellipses require 6 sandbags or weights.

Crescents are available in Left or Right orientation.

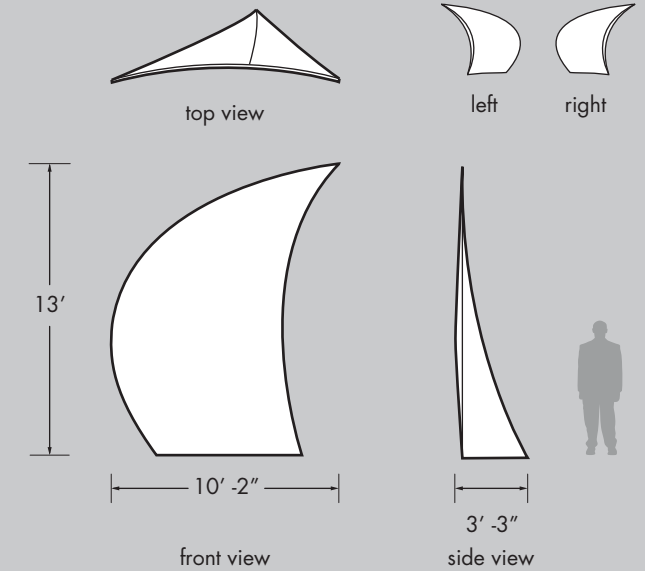
Pink does not supply pipe, base, or sandbags. Pipe and base can be sourced locally.

Clamps available for rigging structures.

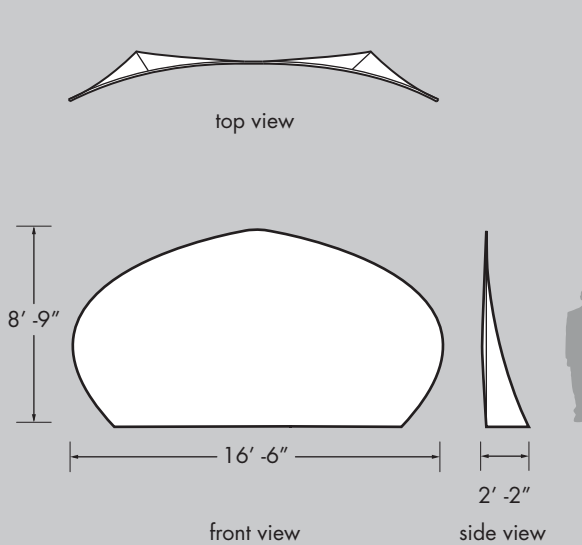
## SMALL CRESCENT



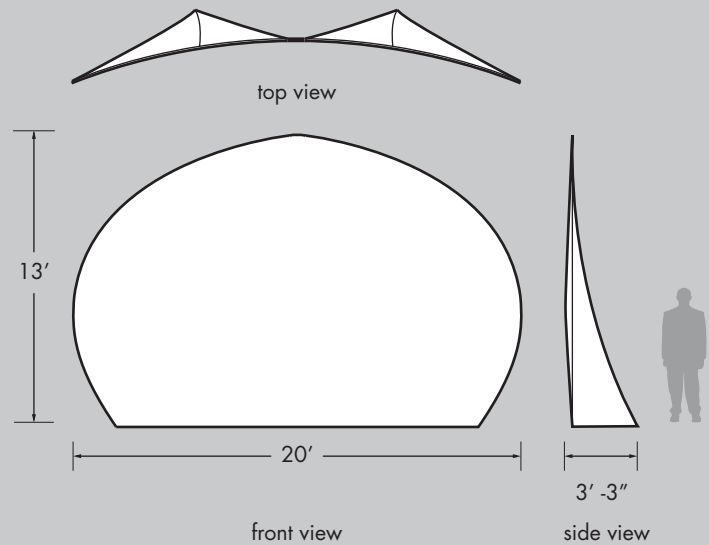
## LARGE CRESCENT



## SMALL ELLIPSE



## LARGE ELLIPSE



Product:	Sm Crescent	Lg Crescent	Sm Ellipse	Lg Ellipse
Approx. Weight:	15 lbs	20 lbs	50 lbs	50 lbs
# Metal Bags:	1	1	2	2
Metals Bag Size: (Length x Dia.)	72" x 11"	92" x 11"	72" x 11"	92" x 11"
# Fabric Bags:	1	1	1	1
Fabric Bag Size: (Length x Circumf.)	18" x 30"	24" x 40"	24" x 40"	24" x 42"
Crew Members:	2	2	3	3
Time Needed:	30 min	45 min	45 min	60 min

Any and all rights (including, without limitation, copyright, design patent, use patent and trademark) in and to all designs, concepts, renderings, or graphics (collectively, "Design") represented in this document were created by Moss Inc. and remain the sole and exclusive property of Moss Inc. Use of any such Design by the recipient without required purchase is strictly prohibited. ©2010

**SALES & DESIGN:** 1501 Broadway | New York, NY 10036

**SHIPPING:** 78 Henry St. Suite A | Secaucus, NJ 07094

**p:** 212.253.6666 | **f:** 212.253.6646

**e:** info@pinkincworldwide.com | **w:** pinkincdesign.com