

MONOLITH

All Monolith structures consist of 1.25" aluminum frame with pillow-cased fabric.

All rentals available in white.

Some color rentals available, please call for sizes and availability.

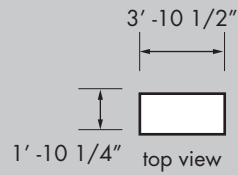
For purchases, color to be chosen from standard Pink Décor Swatch Card, or custom printed.

Fabrics for all Monoliths are flame retardant and meet NFPA 701 small scale; class A.

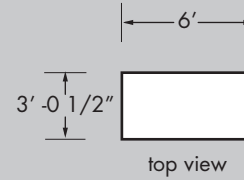
Clamps available for rigging structures.

Monolith Size:	8'	10'	12'	14'	16'
Approx. Weight:	27 lbs	30 lbs	32 lbs	34 lbs	36 lbs
# Metal Bags:	1	1	1	1	1
Metals Bag Size: (Length x Dia.)	63" x 12"	80" x 11"	58" x 14"	54" x 14"	64" x 14"
# Fabric Bags:	1	1	1	1	1
Fabric Bag Size: (Length x Circumf.)	15" x 27"	24" x 39"	24" x 39"	24" x 39"	24" x 39"
Crew Members:	2	2	2	2	2
Time Needed:	30 min	30 min	30 min	35 min	35 min

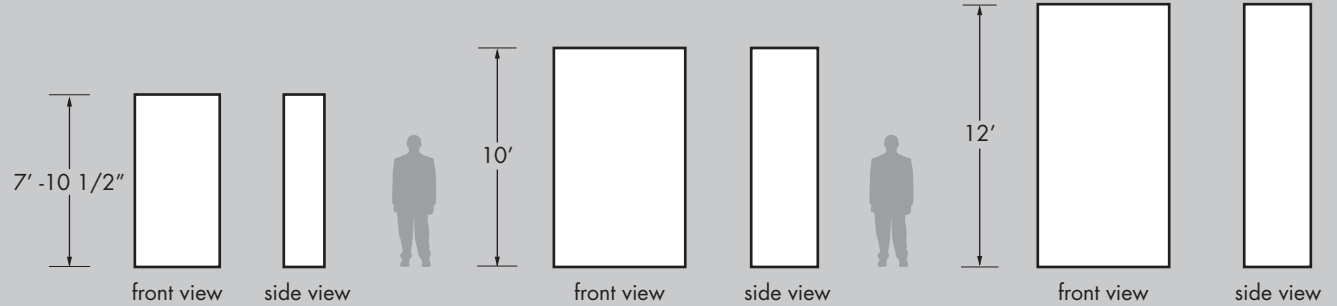
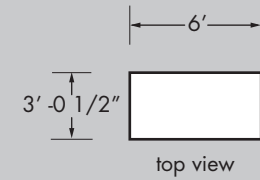
8' MONOLITH



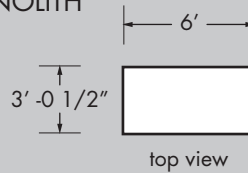
10' MONOLITH



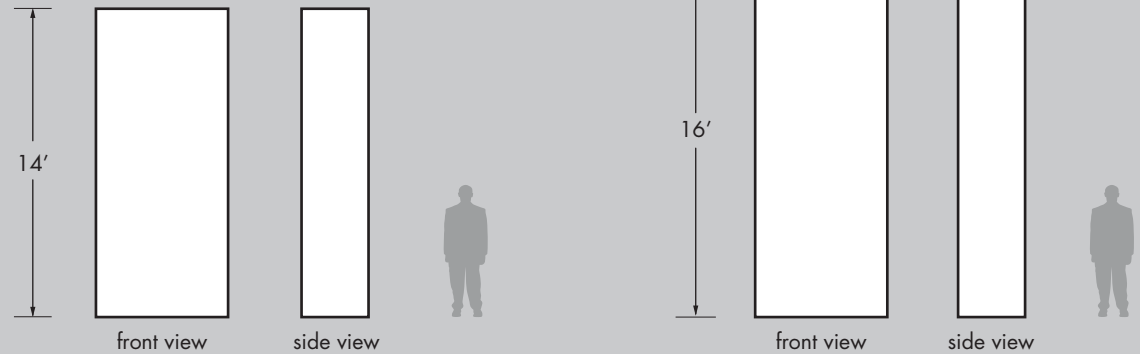
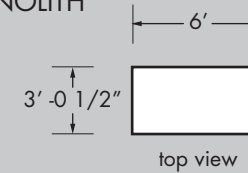
12' MONOLITH



14' MONOLITH



16' MONOLITH



Any and all rights (including, without limitation, copyright, design patent, use patent and trademark) in and to all designs, concepts, renderings, or graphics (collectively, "Design") represented in this document were created by Moss Inc. and remain the sole and exclusive property of Moss Inc. Use of any such Design by the recipient without required purchase is strictly prohibited. ©2010