

PINK PROVIDES:

- 1 Small Hoopla Costume
- 1 Hoopla Head

YOU PROVIDE:

- Site Plan/Event Layout
- Sewing Kit
- Comfortable Closed-Toe Shoes
- Light-Weight and Comfortable Clothes for Inside Costume



Additional Support Please Call:
212-253-6666 or
After Hours: 646-853-3900

1. Please wash hands before handling the costumes. If you have long hair, pull it back into a low bun as it tends to get warm in the costumes.




2. Step into the Hoopla costume and strap feet into foot straps.



3. Have someone else hand you the Hoopla Head. The Head sits on top of your own head and you hold it in place with your hands.






4. Zip the side closed before performing.



Any and all rights (including, without limitation, copyright, design patent, use patent and trademark) in and to all designs, concepts, renderings, or graphics (collectively, "Design") represented in this document were created by Moss Inc. and remain the sole and exclusive property of Moss Inc. Use of any such Design by the recipient without required purchase is strictly prohibited. ©2010

5. To manipulate, use your hands to control the Hoopla Head. Change heights and positions of the Head.

Movement should be fun and playful. Include bouncing, creeping, stretching, and retracting in your performance.



Any and all rights (including, without limitation, copyright, design patent, use patent and trademark) in and to all designs, concepts, renderings, or graphics (collectively, "Design") represented in this document were created by Moss Inc. and remain the sole and exclusive property of Moss Inc. Use of any such Design by the recipient without required purchase is strictly prohibited. ©2010