

PINK PROVIDES:

- 1 Wild Thing Costume Top
- 1 Matching Dress

YOU PROVIDE:

- Site Plan/Event Layout
- Sewing Kit
- Comfortable Closed-Toe Shoes
- Lightweight and Comfortable Clothes for Inside Costume
- Performer Assistant



Additional Support Please Call:
212-253-6666 or
After Hours: 646-853-3900

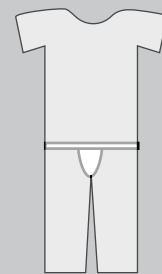
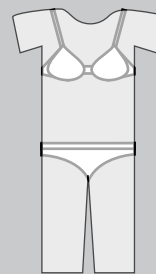
1. Please wash hands before handling the costumes. If you have long hair, pull it back into a low bun as it tends to get warm in the costumes.



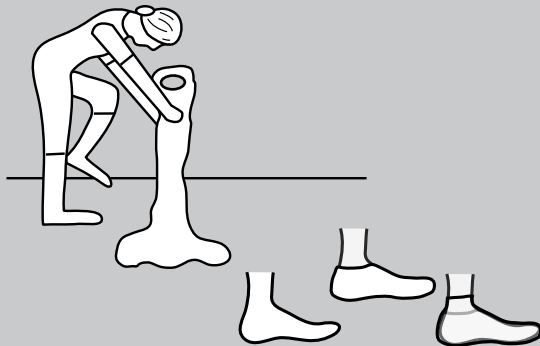
2. Locate the nude leotard and put on first. Women: place over regular undergarments. Men: place over recommended dance belt.

WOMEN

MEN

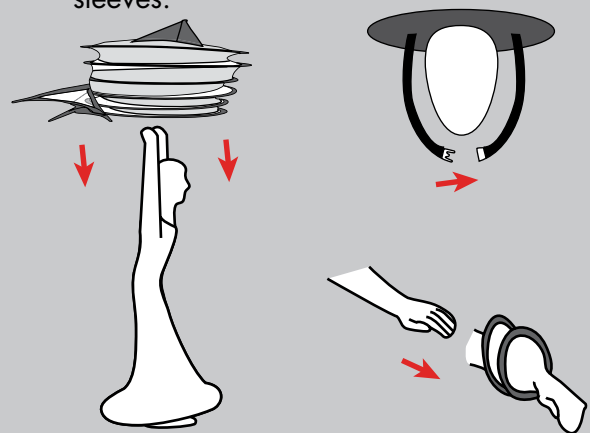


3. Put on the Octopus dress. Then put on your dance shoes, followed by the provided booties.



Water moccasins are an acceptable dance shoe substitute.

4. Place the Wild Thing Costume over your head. Strap your chin to the top of the Costume and slip your arms through the sleeves.



Any and all rights (including, without limitation, copyright, design patent, use patent and trademark) in and to all designs, concepts, renderings, or graphics (collectively, "Design") represented in this document were created by Moss Inc. and remain the sole and exclusive property of Moss Inc. Use of any such Design by the recipient without required purchase is strictly prohibited. ©2010

5. To manipulate, lengthen or lower your body to elongate or shorten the costume. Raise and lower your arms to open and close the side fins.

Movement should be springy, bouncy, and full of energy. The Wild Thing is always playful but can sometimes get mischievous.



Any and all rights (including, without limitation, copyright, design patent, use patent and trademark) in and to all designs, concepts, renderings, or graphics (collectively, "Design") represented in this document were created by Moss Inc. and remain the sole and exclusive property of Moss Inc. Use of any such Design by the recipient without required purchase is strictly prohibited. ©2010